

PRECEDEX- dexmedetomidine hydrochloride injection, solution
PRECEDEX- dexmedetomidine hydrochloride injection, solution, concentrate
Hospira, Inc.

HIGHLIGHTS OF PRESCRIBING INFORMATION

These highlights do not include all the information needed to use PRECEDEX safely and effectively. See full prescribing information for PRECEDEX.

Precedex™ (dexmedetomidine hydrochloride) Injection

For intravenous use.

Precedex™ (dexmedetomidine hydrochloride) in 0.9% Sodium Chloride Injection

Initial U.S. Approval: 1999

----- **INDICATIONS AND USAGE** -----

Precedex is a relatively selective alpha₂-adrenergic agonist indicated for:

- Sedation of initially intubated and mechanically ventilated patients during treatment in an intensive care setting. Administer Precedex by continuous infusion not to exceed 24 hours. (1.1)
- Sedation of non-intubated patients prior to and/or during surgical and other procedures. (1.2)

----- **DOSAGE AND ADMINISTRATION** -----

- Individualize and titrate Precedex dosing to desired clinical effect. (2.1)
- Administer Precedex using a controlled infusion device. (2.1)
- Dilute the 200 mcg/2 mL (100 mcg/mL) vial contents in 0.9% sodium chloride solution to achieve required concentration (4 mcg/mL) prior to administration. (2.4)
- The 80 mcg/20 mL single-use vial, and 200 mcg/50mL and 400 mcg/100 mL single-use bottles, do not require further dilution prior to administration. (2.4)

For Adult Intensive Care Unit Sedation: Generally initiate at one mcg/kg over 10 **minutes**, followed by a maintenance infusion of 0.2 to 0.7 mcg/kg/**hour**. (2.2)

For Adult Procedural Sedation: Generally initiate at one mcg/kg over 10 **minutes**, followed by a maintenance infusion initiated at 0.6 mcg/kg/**hour** and titrated to achieve desired clinical effect with doses ranging from 0.2 to 1 mcg/kg/**hour**. (2.2)

Alternative Doses: Recommended for patients over 65 years of age and awake fiberoptic intubation patients. (2.2)

----- **DOSAGE FORMS AND STRENGTHS** -----

Precedex Injection, 200 mcg/2 mL (100 mcg/mL) in a glass vial. To be used after dilution. (3)

Precedex in 0.9% Sodium Chloride Injection 80 mcg/20 mL (4 mcg/mL) in a 20 mL glass vial. Ready to use. (3)

Precedex in 0.9% Sodium Chloride Injection 200 mcg/50 mL (4 mcg/mL) in a 50 mL glass bottle. Ready to use. (3)

Precedex in 0.9% Sodium Chloride Injection 400 mcg/100 mL (4 mcg/mL) in a 100 mL glass bottle. Ready to use. (3)

----- **CONTRAINDICATIONS** -----

None. (4)

----- **WARNINGS AND PRECAUTIONS** -----

- **Monitoring:** Continuously monitor patients while receiving Precedex. (5.1)
- **Bradycardia and Sinus Arrest:** Have occurred in young healthy volunteers with high vagal tone or with different routes of administration, e.g., rapid intravenous or bolus administration. (5.2)
- **Hypotension and Bradycardia:** May necessitate medical intervention. May be more pronounced in patients with hypovolemia, diabetes mellitus, or chronic hypertension, and in the elderly. Use with caution in patients with advanced heart block or severe ventricular dysfunction. (5.2)
- **Co-administration with Other Vasodilators or Negative Chronotropic Agents:** Use with caution due to additive pharmacodynamic effects. (5.2)
- **Transient Hypertension:** Observed primarily during the loading dose. Consider reduction in loading infusion rate. (5.3)
- **Arousability:** Patients can become aroused/alert with stimulation; this alone should not be considered as lack of efficacy. (5.4)

- Prolonged exposure to dexmedetomidine beyond 24 hours may be associated with tolerance and tachyphylaxis and a dose-related increase in adverse events. (5.6)

----- **ADVERSE REACTIONS** -----

- The most common adverse reactions (incidence greater than 2%) are hypotension, bradycardia, and dry mouth. (6.1)
- Adverse reactions associated with infusions greater than 24 hours in duration include ARDS, respiratory failure, and agitation. (6.1)

To report SUSPECTED ADVERSE REACTIONS, contact Hospira, Inc. at 1-800-441-4100, or FDA at 1-800-FDA-1088 or www.fda.gov/medwatch.

----- **DRUG INTERACTIONS** -----

Anesthetics, Sedatives, Hypnotics, Opioids: Enhancement of pharmacodynamic effects. Reduction in dosage of Precedex or the concomitant medication may be required. (7.1)

----- **USE IN SPECIFIC POPULATIONS** -----

- Geriatric Patients: Dose reduction should be considered. (2.2, 2.3, 5.1, 8.5)
- Hepatic Impairment: Dose reduction should be considered. (2.1, 2.2, 2.3, 5.7, 8.6)
- Pregnancy: Based on animal data, may cause fetal harm. (8.1)
- Nursing Mothers: Caution should be exercised when administered to a nursing woman. (8.3)

See 17 for PATIENT COUNSELING INFORMATION.

Revised: 4/2016

FULL PRESCRIBING INFORMATION: CONTENTS*

1 INDICATIONS AND USAGE

- 1.1 Intensive Care Unit Sedation
- 1.2 Procedural Sedation

2 DOSAGE AND ADMINISTRATION

- 2.1 Dosing Guidelines
- 2.2 Dosage Information
- 2.3 Dosage Adjustment
- 2.4 Preparation of Solution
- 2.5 Administration with Other Fluids
- 2.6 Compatibility with Natural Rubber

3 DOSAGE FORMS AND STRENGTHS

4 CONTRAINDICATIONS

5 WARNINGS AND PRECAUTIONS

- 5.1 Drug Administration
- 5.2 Hypotension, Bradycardia, and Sinus Arrest
- 5.3 Transient Hypertension
- 5.4 Arousability
- 5.5 Withdrawal
- 5.6 Tolerance and Tachyphylaxis
- 5.7 Hepatic Impairment

6 ADVERSE REACTIONS

- 6.1 Clinical Studies Experience
- 6.2 Postmarketing Experience

7 DRUG INTERACTIONS

- 7.1 Anesthetics, Sedatives, Hypnotics, Opioids
- 7.2 Neuromuscular Blockers

8 USE IN SPECIFIC POPULATIONS

- 8.1 Pregnancy

8.2 Labor and Delivery

8.3 Nursing Mothers

8.4 Pediatric Use

8.5 Geriatric Use

8.6 Hepatic Impairment

9 DRUG ABUSE AND DEPENDENCE

9.1 Controlled Substance

9.3 Dependence

10 OVERDOSAGE

11 DESCRIPTION

12 CLINICAL PHARMACOLOGY

12.1 Mechanism of Action

12.2 Pharmacodynamics

12.3 Pharmacokinetics

13 NONCLINICAL TOXICOLOGY

13.1 Carcinogenesis, Mutagenesis, Impairment of Fertility

13.2 Animal Pharmacology and/or Toxicology

14 CLINICAL STUDIES

14.1 Intensive Care Unit Sedation

14.2 Procedural Sedation

16 HOW SUPPLIED/STORAGE AND HANDLING

17 PATIENT COUNSELING INFORMATION

* Sections or subsections omitted from the full prescribing information are not listed.

FULL PRESCRIBING INFORMATION

1 INDICATIONS AND USAGE

1.1 Intensive Care Unit Sedation

PrecedexTM is indicated for sedation of initially intubated and mechanically ventilated patients during treatment in an intensive care setting. Precedex should be administered by continuous infusion not to exceed 24 hours.

Precedex has been continuously infused in mechanically ventilated patients prior to extubation, during extubation, and post-extubation. It is not necessary to discontinue Precedex prior to extubation.

1.2 Procedural Sedation

Precedex is indicated for sedation of non-intubated patients prior to and/or during surgical and other procedures.

2 DOSAGE AND ADMINISTRATION

2.1 Dosing Guidelines

- Precedex dosing should be individualized and titrated to desired clinical response.
- Precedex is not indicated for infusions lasting longer than 24 hours.
- Precedex should be administered using a controlled infusion device.

2.2 Dosage Information

Table 1: Dosage Information

INDICATION	DOSAGE AND ADMINISTRATION
Initiation of Intensive Care Unit Sedation	<p>For adult patients: a loading infusion of one mcg/kg over 10 minutes.</p> <p>For adult patients being converted from alternate sedative therapy: a loading dose may not be required [see <i>Dosage and Administration (2.2)</i>].</p> <p>For patients over 65 years of age: a dose reduction should be considered [see <i>Use in Specific Populations (8.5)</i>].</p> <p>For adult patients with impaired hepatic-function: a dose reduction should be considered [see <i>Use in Specific Populations (8.6), Clinical Pharmacology (12.3)</i>].</p>
Maintenance of Intensive Care Unit Sedation	<p>For adult patients: a maintenance infusion of 0.2 to 0.7 mcg/kg/hour. The rate of the maintenance infusion should be adjusted to achieve the desired level of sedation.</p> <p>For patients over 65 years of age: a dose reduction should be considered [see <i>Use in Specific Populations (8.5)</i>].</p> <p>For adult patients with impaired hepatic function: a dose reduction should be considered [see <i>Use in Specific Populations (8.6), Clinical Pharmacology (12.3)</i>].</p>
Initiation of Procedural Sedation	<p>For adult patients: a loading infusion of one mcg/kg over 10 minutes. For less invasive procedures such as ophthalmic surgery, a loading infusion of 0.5 mcg/kg given over 10 minutes may be suitable.</p> <p>For awake fiberoptic intubation in adult patients: a loading infusion of one mcg/kg over 10 minutes.</p> <p>For patients over 65 years of age: a loading infusion of 0.5 mcg/kg over 10 minutes [see <i>Use in Specific Populations (8.5)</i>].</p> <p>For adult patients with impaired hepatic function: a dose reduction should be considered [see <i>Use in Specific Populations (8.6), Clinical Pharmacology (12.3)</i>].</p>
Maintenance of Procedural Sedation	<p>For adult patients: the maintenance infusion is generally initiated at 0.6 mcg/kg/hour and titrated to achieve desired clinical effect with doses ranging from 0.2 to 1 mcg/kg/hour. The rate of the maintenance infusion should be adjusted to achieve the targeted level of sedation.</p> <p>For awake fiberoptic intubation in adult patients: a maintenance infusion of 0.7 mcg/kg/hour is recommended until the endotracheal tube is secured.</p> <p>For patients over 65 years of age: a dose reduction should be considered [see <i>Use in Specific Populations (8.5)</i>].</p> <p>For adult patients with impaired hepatic function: a dose reduction should be considered [see <i>Use in Specific Populations (8.6), Clinical Pharmacology (12.3)</i>].</p>

2.3 Dosage Adjustment

Due to possible pharmacodynamic interactions, a reduction in dosage of Precedex or other concomitant anesthetics, sedatives, hypnotics or opioids may be required when co-administered [see *Drug Interactions (7.1)*].

Dosage reductions may need to be considered for **adult** patients with hepatic impairment, and geriatric patients [see *Warnings and Precautions (5.7), Use in Specific Populations (8.6), Clinical Pharmacology (12.3)*].

2.4 Preparation of Solution

Strict aseptic technique must always be maintained during handling of Precedex.

Parenteral drug products should be inspected visually for particulate matter and discoloration prior to administration, whenever solution and container permit.

Precedex Injection, 200 mcg/2 mL (100 mcg/mL)

Precedex must be diluted with 0.9% sodium chloride injection to achieve required concentration (4 mcg/mL) prior to administration. Preparation of solutions is the same, whether for the loading dose or maintenance infusion.

To prepare the infusion, withdraw 2 mL of Precedex Injection, and add to 48 mL of 0.9% sodium chloride injection to a total of 50 mL. Shake gently to mix well.

Precedex in 0.9% Sodium Chloride Injection, 80 mcg/20 mL (4 mcg/mL), 200 mcg/50 mL (4 mcg/mL) and 400 mcg/100 mL (4 mcg/mL)

Precedex in 0.9% Sodium Chloride Injection is supplied in glass containers containing a premixed, ready to use dexmedetomidine hydrochloride solution in 0.9% sodium chloride in water. No further dilution of these preparations are necessary.

2.5 Administration with Other Fluids

Precedex infusion should not be co-administered through the same intravenous catheter with blood or plasma because physical compatibility has not been established.

Precedex has been shown to be incompatible when administered with the following drugs: amphotericin B, diazepam.

Precedex has been shown to be compatible when administered with the following intravenous fluids:

- 0.9% sodium chloride in water
- 5% dextrose in water
- 20% mannitol
- Lactated Ringer's solution
- 100 mg/mL magnesium sulfate solution
- 0.3% potassium chloride solution

2.6 Compatibility with Natural Rubber

Compatibility studies have demonstrated the potential for absorption of Precedex to some types of natural rubber. Although Precedex is dosed to effect, it is advisable to use administration components made with synthetic or coated natural rubber gaskets.

3 DOSAGE FORMS AND STRENGTHS

Precedex Injection

Precedex Injection, 200 mcg/2 mL dexmedetomidine (100 mcg/mL) in a glass vial. To be used after dilution.

Precedex in 0.9% Sodium Chloride Injection

Precedex Injection, 80 mcg dexmedetomidine/20 mL (4 mcg/mL) dexmedetomidine in a 20 mL glass vial. Ready to use.

Precedex Injection, 200 mcg dexmedetomidine/50 mL (4 mcg/mL) dexmedetomidine in a 50 mL glass bottle. Ready to use.

Precedex Injection, 400 mcg dexmedetomidine/100 mL (4 mcg/mL) dexmedetomidine in a 100 mL glass

bottle. Ready to use.

4 CONTRAINDICATIONS

None

5 WARNINGS AND PRECAUTIONS

5.1 Drug Administration

Precedex should be administered only by persons skilled in the management of patients in the intensive care or operating room setting. Due to the known pharmacological effects of Precedex, patients should be continuously monitored while receiving Precedex.

5.2 Hypotension, Bradycardia, and Sinus Arrest

Clinically significant episodes of bradycardia and sinus arrest have been reported with Precedex administration in young, healthy adult volunteers with high vagal tone or with different routes of administration including rapid intravenous or bolus administration.

Reports of hypotension and bradycardia have been associated with Precedex infusion. Some of these cases have resulted in fatalities. If medical intervention is required, treatment may include decreasing or stopping the infusion of Precedex, increasing the rate of intravenous fluid administration, elevation of the lower extremities, and use of pressor agents. Because Precedex has the potential to augment bradycardia induced by vagal stimuli, clinicians should be prepared to intervene. The intravenous administration of anticholinergic agents (e.g., glycopyrrolate, atropine) should be considered to modify vagal tone. In clinical trials, glycopyrrolate or atropine were effective in the treatment of most episodes of Precedex-induced bradycardia. However, in some patients with significant cardiovascular dysfunction, more advanced resuscitative measures were required.

Caution should be exercised when administering Precedex to patients with advanced heart block and/or severe ventricular dysfunction. Because Precedex decreases sympathetic nervous system activity, hypotension and/or bradycardia may be expected to be more pronounced in patients with hypovolemia, diabetes mellitus, or chronic hypertension and in elderly patients.

In clinical trials where other vasodilators or negative chronotropic agents were co-administered with Precedex an additive pharmacodynamic effect was not observed. Nonetheless, caution should be used when such agents are administered concomitantly with Precedex.

5.3 Transient Hypertension

Transient hypertension has been observed primarily during the loading dose in association with the initial peripheral vasoconstrictive effects of Precedex. Treatment of the transient hypertension has generally not been necessary, although reduction of the loading infusion rate may be desirable.

5.4 Arousability

Some patients receiving Precedex have been observed to be arousable and alert when stimulated. This alone should not be considered as evidence of lack of efficacy in the absence of other clinical signs and symptoms.

5.5 Withdrawal

Intensive Care Unit Sedation

With administration up to 7 days, regardless of dose, 12 (5%) Precedex adult subjects experienced at least 1 event related to withdrawal within the first 24 hours after discontinuing study drug and 7 (3%) Precedex adult subjects experienced at least 1 event 24 to 48 hours after end of study drug. The most

common events were nausea, vomiting, and agitation.

In adult subjects, tachycardia and hypertension requiring intervention in the 48 hours following study drug discontinuation occurred at frequencies of <5%. If tachycardia and/or hypertension occurs after discontinuation of Precedex supportive therapy is indicated.

Procedural Sedation

In adult subjects, withdrawal symptoms were not seen after discontinuation of short term infusions of Precedex (<6 hours).

5.6 Tolerance and Tachyphylaxis

Use of dexmedetomidine beyond 24 hours has been associated with tolerance and tachyphylaxis and a dose-related increase in adverse reactions [see *Adverse Reactions (6.1)*].

5.7 Hepatic Impairment

Since Precedex clearance decreases with severity of hepatic impairment, dose reduction should be considered in patients with impaired hepatic function [see *Dosage and Administration (2.2)*].

6 ADVERSE REACTIONS

6.1 Clinical Studies Experience

Because clinical trials are conducted under widely varying conditions, adverse reactions rates observed in the clinical trials of a drug cannot be directly compared to rates in clinical trials of another drug and may not reflect the rates observed in practice.

Use of Precedex has been associated with the following serious adverse reactions:

- Hypotension, bradycardia and sinus arrest [see *Warnings and Precautions (5.2)*]
- Transient hypertension [see *Warnings and Precautions (5.3)*]

Most common treatment-emergent adverse reactions, occurring in greater than 2% of patients in both Intensive Care Unit and procedural sedation studies include hypotension, bradycardia and dry mouth.

Intensive Care Unit Sedation

Adverse reaction information is derived from the continuous infusion trials of Precedex for sedation in the Intensive Care Unit setting in which 1007 adult patients received Precedex. The mean total dose was 7.4 mcg/kg (range: 0.8 to 84.1), mean dose per hour was 0.5 mcg/kg/hr (range: 0.1 to 6.0) and the mean duration of infusion of 15.9 hours (range: 0.2 to 157.2). The population was between 17 to 88 years of age, 43% ≥65 years of age, 77% male and 93% Caucasian. Treatment-emergent adverse reactions occurring at an incidence of >2% are provided in Table 2. The most frequent adverse reactions were hypotension, bradycardia and dry mouth [see *Warnings and Precautions (5.2)*].

Table 2: Adverse Reactions with an Incidence >2%-Adult Intensive Care Unit Sedation Population <24 hours*

Adverse Event	All Precedex (N = 1007) (%)	Randomized Precedex (N = 798) (%)	Placebo (N = 400) (%)	Propofol (N = 188) (%)
Hypotension	25%	24%	12%	13%
Hypertension	12%	13%	19%	4%
Nausea	9%	9%	9%	11%

Bradycardia	5%	5%	3%	0
Atrial Fibrillation	4%	5%	3%	7%
Pyrexia	4%	4%	4%	4%
Dry Mouth	4%	3%	1%	1%
Vomiting	3%	3%	5%	3%
Hypovolemia	3%	3%	2%	5%
Atelectasis	3%	3%	3%	6%
Pleural Effusion	2%	2%	1%	6%
Agitation	2%	2%	3%	1%
Tachycardia	2%	2%	4%	1%
Anemia	2%	2%	2%	2%
Hyperthermia	2%	2%	3%	0
Chills	2%	2%	3%	2%
Hyperglycemia	2%	2%	2%	3%
Hypoxia	2%	2%	2%	3%
Post-procedural Hemorrhage	2%	2%	3%	4%
Pulmonary Edema	1%	1%	1%	3%
Hypocalcemia	1%	1%	0	2%
Acidosis	1%	1%	1%	2%
Urine Output Decreased	1%	1%	0	2%
Sinus Tachycardia	1%	1%	1%	2%
Ventricular Tachycardia	<1%	1%	1%	5%
Wheezing	<1%	1%	0	2%
Edema Peripheral	<1%	0	1%	2%

* 26 subjects in the all Precedex group and 10 subjects in the randomized Precedex group had exposure for greater than 24 hours.

Adverse reaction information was also derived from the placebo-controlled, continuous infusion trials of Precedex for sedation in the surgical intensive care unit setting in which 387 adult patients received Precedex for less than 24 hours. The most frequently observed treatment-emergent adverse events included hypotension, hypertension, nausea, bradycardia, fever, vomiting, hypoxia, tachycardia and anemia (see Table 3).

Table 3: Treatment-Emergent Adverse Events Occurring in >1% Of All Dexmedetomidine-Treated Adult Patients in the Randomized Placebo-Controlled Continuous Infusion <24 Hours ICU Sedation Studies

Adverse Event	Randomized Dexmedetomidine (N = 387)	Placebo (N = 379)
Hypotension	28%	13%
Hypertension	16%	18%
Nausea	11%	9%
Bradycardia	7%	3%
Fever	5%	4%
Vomiting	4%	6%
Atrial Fibrillation	4%	3%
Hypoxia	4%	4%
Tachycardia	3%	5%
Hemorrhage	3%	4%

Anemia	3%	2%
Dry Mouth	3%	1%
Rigors	2%	3%
Agitation	2%	3%
Hyperpyrexia	2%	3%
Pain	2%	2%
Hyperglycemia	2%	2%
Acidosis	2%	2%
Pleural Effusion	2%	1%
Oliguria	2%	<1%
Thirst	2%	<1%

In a controlled clinical trial, Precedex was compared to midazolam for ICU sedation exceeding 24 hours duration in adult patients. Key treatment emergent adverse events occurring in dexmedetomidine or midazolam treated patients in the randomized active comparator continuous infusion long-term intensive care unit sedation study are provided in Table 4. The number (%) of subjects who had a dose-related increase in treatment-emergent adverse events by maintenance adjusted dose rate range in the Precedex group is provided in Table 5.

Table 4: Key Treatment-Emergent Adverse Events Occurring in Dexmedetomidine- or Midazolam-Treated Adult Patients in the Randomized Active Comparator Continuous Infusion Long-Term Intensive Care Unit Sedation Study

Adverse Event	Dexmedetomidine (N = 244)	Midazolam (N = 122)
Hypotension ¹	56%	56%
Hypotension Requiring Intervention	28%	27%
Bradycardia ²	42%	19%
Bradycardia Requiring Intervention	5%	1%
Systolic Hypertension ³	28%	42%
Tachycardia ⁴	25%	44%
Tachycardia Requiring Intervention	10%	10%
Diastolic Hypertension ³	12%	15%
Hypertension ³	11%	15%
Hypertension Requiring Intervention [†]	19%	30%
Hypokalemia	9%	13%
Pyrexia	7%	2%
Agitation	7%	6%
Hyperglycemia	7%	2%
Constipation	6%	6%
Hypoglycemia	5%	6%
Respiratory Failure	5%	3%
Renal Failure Acute	2%	1%
Acute Respiratory Distress Syndrome	2%	1%
Generalized Edema	2%	6%
Hypomagnesemia	1%	7%

[†] Includes any type of hypertension.

¹ Hypotension was defined in absolute terms as Systolic blood pressure of <80 mmHg or Diastolic blood pressure of <50 mmHg or in relative terms as ≤30% lower than pre-study drug infusion value.

² Bradycardia was defined in absolute terms as <40 bpm or in relative terms as ≤30% lower than pre-study drug infusion value.

³ Hypertension was defined in absolute terms as Systolic blood pressure >180 mmHg or Diastolic blood pressure of >100 mmHg or in relative terms as ≥30% higher than pre-study drug infusion value.

⁴ Tachycardia was defined in absolute terms as >120 bpm or in relative terms as ≥30% greater than pre-study drug infusion value.

The following adverse events occurred between 2 and 5% for Precedex and Midazolam, respectively: renal failure acute (2.5%, 0.8%), acute respiratory distress syndrome (2.5%, 0.8%), and respiratory failure (4.5%, 3.3%).

Table 5. Number (%) of Adult Subjects Who Had a Dose-Related Increase in Treatment Emergent Adverse Events by Maintenance Adjusted Dose Rate Range in the Precedex Group

Adverse Event	Precedex mcg/kg/hr		
	≤0.7* (N = 95)	>0.7 to ≤1.1* (N = 78)	>1.1* (N = 71)
Constipation	6%	5%	14%
Agitation	5%	8%	14%
Anxiety	5%	5%	9%
Edema Peripheral	3%	5%	7%
Atrial Fibrillation	2%	4%	9%
Respiratory Failure	2%	6%	10%
Acute Respiratory Distress Syndrome	1%	3%	9%

* Average maintenance dose over the entire study drug administration

Procedural Sedation

Adverse reaction information is derived from the two trials for procedural sedation [see *Clinical Studies* (14.2)] in which 318 adult patients received Precedex. The mean total dose was 1.6 mcg/kg (range: 0.5 to 6.7), mean dose per hour was 1.3 mcg/kg/hr (range: 0.3 to 6.1) and the mean duration of infusion of 1.5 hours (range: 0.1 to 6.2). The population was between 18 to 93 years of age, ASA I-IV, 30% ≥65 years of age, 52% male and 61% Caucasian.

Treatment-emergent adverse reactions occurring at an incidence of >2% are provided in Table 6. The most frequent adverse reactions were hypotension, bradycardia, and dry mouth [see *Warnings and Precautions* (5.2)]. Pre-specified criteria for the vital signs to be reported as adverse reactions are footnoted below the table. The decrease in respiratory rate and hypoxia was similar between Precedex and comparator groups in both studies.

Table 6: Adverse Reactions With an Incidence > 2%—Procedural Sedation Population

Adverse Event	Precedex (N = 318) (%)	Placebo (N = 113) (%)
Hypotension ¹	54%	30%
Respiratory Depression ²	37%	32%
Bradycardia ³	14%	4%
Hypertension ⁴	13%	24%
Tachycardia ⁵	5%	17%
Nausea	3%	2%

Dry Mouth	3%	1%
Hypoxia ⁶	2%	3%
Bradypnea	2%	4%

¹ Hypotension was defined in absolute and relative terms as Systolic blood pressure of <80 mmHg or ≤30% lower than pre-study drug infusion value, or Diastolic blood pressure of <50 mmHg.

² Respiratory depression was defined in absolute and relative terms as respiratory rate (RR) <8 beats per minute or > 25% decrease from baseline.

³ Bradycardia was defined in absolute and relative terms as <40 beats per minute or ≤30% lower than pre-study drug infusion value.

⁴ Hypertension was defined in absolute and relative terms as Systolic blood pressure >180 mmHg or ≥30% higher than pre-study drug infusion value or Diastolic blood pressure of >100 mmHg.

⁵ Tachycardia was defined in absolute and relative terms as >120 beats per minute or ≥30% greater than pre-study drug infusion value.

⁶ Hypoxia was defined in absolute and relative terms as SpO₂ <90% or 10% decrease from baseline.

6.2 Postmarketing Experience

The following adverse reactions have been identified during post approval use of Precedex. Because these reactions are reported voluntarily from a population of uncertain size, it is not always possible to reliably estimate their frequency or establish a causal relationship to drug exposure.

Hypotension and bradycardia were the most common adverse reactions associated with the use of Precedex during post approval use of the drug.

Table 7: Adverse Reactions Experienced During Post-approval Use of Precedex

System Organ Class	Preferred Term
Blood and Lymphatic System Disorders	Anemia
Cardiac Disorders	Arrhythmia, atrial fibrillation, atrioventricular block, bradycardia, cardiac arrest, cardiac disorder, extrasystoles, myocardial infarction, supraventricular tachycardia, tachycardia, ventricular arrhythmia, ventricular tachycardia
Eye Disorders	Photopsia, visual impairment
Gastrointestinal Disorders	Abdominal pain, diarrhea, nausea, vomiting
General Disorders and Administration Site Conditions	Chills, hyperpyrexia, pain, pyrexia, thirst
Hepatobiliary Disorders	Hepatic function abnormal, hyperbilirubinemia
Investigations	Alanine aminotransferase increased, aspartate aminotransferase increased, blood alkaline phosphatase increased, blood urea increased, electrocardiogram T wave inversion, gammaglutamyltransferase increased, electrocardiogram QT prolonged
Metabolism and Nutrition Disorders	Acidosis, hyperkalemia, hypoglycemia, hypovolemia, hyponatremia
Nervous System Disorders	Convulsion, dizziness, headache, neuralgia, neuritis, speech disorder
Psychiatric Disorders	Agitation, confusional state, delirium, hallucination, illusion
Renal and Urinary Disorders	Oliguria, polyuria
Respiratory, Thoracic and Mediastinal Disorders	Apnea, bronchospasm, dyspnea, hypercapnia, hypoventilation, hypoxia, pulmonary congestion, respiratory acidosis

Skin and Subcutaneous Tissue Disorders	Hyperhidrosis, pruritus, rash, urticaria
Surgical and Medical Procedures	Light anesthesia
Vascular Disorders	Blood pressure fluctuation, hemorrhage, hypertension, hypotension

7 DRUG INTERACTIONS

7.1 Anesthetics, Sedatives, Hypnotics, Opioids

Co-administration of Precedex with anesthetics, sedatives, hypnotics, and opioids is likely to lead to an enhancement of effects. Specific studies have confirmed these effects with sevoflurane, isoflurane, propofol, alfentanil, and midazolam. No pharmacokinetic interactions between Precedex and isoflurane, propofol, alfentanil and midazolam have been demonstrated. However, due to possible pharmacodynamic interactions, when co-administered with Precedex, a reduction in dosage of Precedex or the concomitant anesthetic, sedative, hypnotic or opioid may be required.

7.2 Neuromuscular Blockers

In one study of 10 healthy adult volunteers, administration of Precedex for 45 minutes at a plasma concentration of one ng/mL resulted in no clinically meaningful increases in the magnitude of neuromuscular blockade associated with rocuronium administration.

8 USE IN SPECIFIC POPULATIONS

8.1 Pregnancy

Pregnancy Category C

There are no adequate and well-controlled studies of Precedex use in pregnant women. In an *in vitro* human placenta study, placental transfer of dexmedetomidine occurred. In a study in the pregnant rat, placental transfer of dexmedetomidine was observed when radiolabeled dexmedetomidine was administered subcutaneously. Thus, fetal exposure should be expected in humans, and Precedex should be used during pregnancy only if the potential benefits justify the potential risk to the fetus.

Teratogenic effects were not observed in rats following subcutaneous administration of dexmedetomidine during the period of fetal organogenesis (from gestation day 5 to 16) with doses up to 200 mcg/kg (representing a dose approximately equal to the maximum recommended human intravenous dose based on body surface area) or in rabbits following intravenous administration of dexmedetomidine during the period of fetal organogenesis (from gestation day 6 to 18) with doses up to 96 mcg/kg (representing approximately half the human exposure at the maximum recommended dose based on plasma area under the time-curve comparison). However, fetal toxicity, as evidenced by increased post-implantation losses and reduced live pups, was observed in rats at a subcutaneous dose of 200 mcg/kg. The no-effect dose in rats was 20 mcg/kg (representing a dose less than the maximum recommended human intravenous dose based on a body surface area comparison). In another reproductive toxicity study when dexmedetomidine was administered subcutaneously to pregnant rats at 8 and 32 mcg/kg (representing a dose less than the maximum recommended human intravenous dose based on a body surface area comparison) from gestation day 16 through weaning, lower offspring weights were observed. Additionally, when offspring of the 32 mcg/kg group were allowed to mate, elevated fetal and embryocidal toxicity and delayed motor development was observed in second generation offspring.

8.2 Labor and Delivery

The safety of Precedex during labor and delivery has not been studied.

8.3 Nursing Mothers

It is not known whether Precedex is excreted in human milk. Radio-labeled dexmedetomidine administered subcutaneously to lactating female rats was excreted in milk. Because many drugs are excreted in human milk, caution should be exercised when Precedex is administered to a nursing woman.

8.4 Pediatric Use

Safety and efficacy have not been established for Procedural or ICU Sedation in pediatric patients. One assessor-blinded trial in pediatric patients and two open label studies in neonates were conducted to assess efficacy for ICU sedation. These studies did not meet their primary efficacy endpoints and the safety data submitted were insufficient to fully characterize the safety profile of Precedex for this patient population. The use of Precedex for procedural sedation in pediatric patients has not been evaluated.

8.5 Geriatric Use

Intensive Care Unit Sedation

A total of 729 patients in the clinical studies were 65 years of age and over. A total of 200 patients were 75 years of age and over. In patients greater than 65 years of age, a higher incidence of bradycardia and hypotension was observed following administration of Precedex [see *Warnings and Precautions* (5.2)]. Therefore a dose reduction may be considered in patients over 65 years of age [see *Dosage and Administration* (2.2) and *Clinical Pharmacology* (12.3)].

Procedural Sedation

A total of 131 patients in the clinical studies were 65 years of age and over. A total of 47 patients were 75 years of age and over. Hypotension occurred in a higher incidence in Precedex-treated patients 65 years or older (72%) and 75 years or older (74%) as compared to patients <65 years (47%). A reduced loading dose of 0.5 mcg/kg given over 10 minutes is recommended and a reduction in the maintenance infusion should be considered for patients greater than 65 years of age.

8.6 Hepatic Impairment

Since Precedex clearance decreases with increasing severity of hepatic impairment, dose reduction should be considered in patients with impaired hepatic function [see *Dosage and Administration* (2.2) and *Clinical Pharmacology* (12.3)].

9 DRUG ABUSE AND DEPENDENCE

9.1 Controlled Substance

Precedex (dexmedetomidine hydrochloride) is not a controlled substance.

9.3 Dependence

The dependence potential of Precedex has not been studied in humans. However, since studies in rodents and primates have demonstrated that Precedex exhibits pharmacologic actions similar to those of clonidine, it is possible that Precedex may produce a clonidine-like withdrawal syndrome upon abrupt discontinuation [see *Warnings and Precautions* (5.5)].

10 OVERDOSAGE

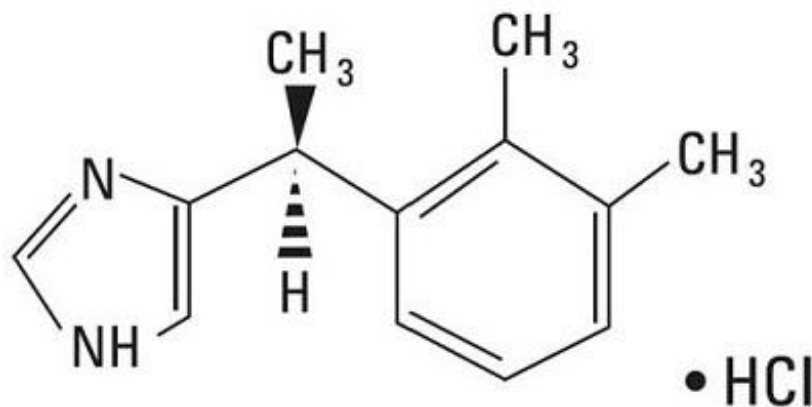
The tolerability of Precedex was studied in one study in which healthy adult subjects were administered doses at and above the recommended dose of 0.2 to 0.7 mcg/kg/hr. The maximum blood concentration achieved in this study was approximately 13 times the upper boundary of the therapeutic range. The most notable effects observed in two subjects who achieved the highest doses were first degree

atrioventricular block and second degree heart block. No hemodynamic compromise was noted with the atrioventricular block and the heart block resolved spontaneously within one minute.

Five adult patients received an overdose of Precedex in the intensive care unit sedation studies. Two of these patients had no symptoms reported; one patient received a 2 mcg/kg loading dose over 10 minutes (twice the recommended loading dose) and one patient received a maintenance infusion of 0.8 mcg/kg/hr. Two other patients who received a 2 mcg/kg loading dose over 10 minutes, experienced bradycardia and/or hypotension. One patient who received a loading bolus dose of undiluted Precedex (19.4 mcg/kg), had cardiac arrest from which he was successfully resuscitated.

11 DESCRIPTION

Precedex (dexmedetomidine hydrochloride) injection is a sterile, nonpyrogenic solution suitable for intravenous infusion following dilution. Precedex (dexmedetomidine hydrochloride) in 0.9% Sodium Chloride Injection is a sterile, nonpyrogenic ready to use solution suitable for intravenous infusion. Dexmedetomidine hydrochloride is the S-enantiomer of medetomidine and is chemically described as (+)-4-(S)-[1-(2,3-dimethylphenyl)ethyl]-1H-imidazole monohydrochloride. Precedex has a molecular weight of 236.7 and the empirical formula is $C_{13}H_{16}N_2 \cdot HCl$ and the structural formula is:



Dexmedetomidine hydrochloride is a white or almost white powder that is freely soluble in water and has a pKa of 7.1. Its partition coefficient in-octanol: water at pH 7.4 is 2.89.

Precedex Injection is supplied as a clear, colorless, isotonic solution with a pH of 4.5 to 7.0. Each mL contains 118 mcg of dexmedetomidine hydrochloride equivalent to 100 mcg (0.1 mg) of dexmedetomidine and 9 mg of sodium chloride in water and is to be used after dilution. The solution is preservative-free and contains no additives or chemical stabilizers.

Precedex in 0.9% Sodium Chloride Injection is supplied as a clear, colorless, isotonic solution with a pH of 4.5 to 8.0. Each mL contains 4.72 mcg of dexmedetomidine hydrochloride equivalent to 4 mcg (0.004 mg) of dexmedetomidine and 9 mg sodium chloride in water and is ready to be used. The solution is preservative-free and contains no additives or chemical stabilizers.

12 CLINICAL PHARMACOLOGY

12.1 Mechanism of Action

Precedex is a relatively selective α_2 -adrenergic agonist with sedative properties. α_2 selectivity is observed in animals following slow intravenous infusion of low and medium doses (10-300 mcg/kg). Both α_1 and α_2 activity is observed following slow intravenous infusion of high doses (≥ 1000 mcg/kg) or with rapid intravenous administration.

12.2 Pharmacodynamics

In a study in healthy volunteers (N = 10), respiratory rate and oxygen saturation remained within normal

limits and there was no evidence of respiratory depression when Precedex was administered by intravenous infusion at doses within the recommended dose range (0.2–0.7 mcg/kg/hr).

12.3 Pharmacokinetics

Following intravenous administration, dexmedetomidine exhibits the following pharmacokinetic parameters: a rapid distribution phase with a distribution half-life ($t_{1/2}$) of approximately 6 minutes; a terminal elimination half-life ($t_{1/2}$) of approximately 2 hours; and steady-state volume of distribution (V_{ss}) of approximately 118 liters. Clearance is estimated to be approximately 39 L/h. The mean body weight associated with this clearance estimate was 72 kg.

Dexmedetomidine exhibits linear pharmacokinetics in the dosage range of 0.2 to 0.7 mcg/kg/hr when administered by intravenous infusion for up to 24 hours. Table 8 shows the main pharmacokinetic parameters when Precedex was infused (after appropriate loading doses) at maintenance infusion rates of 0.17 mcg/kg/hr (target plasma concentration of 0.3 ng/mL) for 12 and 24 hours, 0.33 mcg/kg/hr (target plasma concentration of 0.6 ng/mL) for 24 hours, and 0.70 mcg/kg/hr (target plasma concentration of 1.25 ng/mL) for 24 hours.

Table 8: Mean ± SD Pharmacokinetic Parameters

Parameter	Loading Infusion (min)/Total Infusion Duration (hrs)			
	10 min/12 hrs	10 min/24 hrs	10 min/24 hrs	35 min/24 hrs
	Dexmedetomidine Target Plasma Concentration (ng/mL) and Dose (mcg/kg/hr)			
	0.3/0.17	0.3/0.17	0.6/0.33	1.25/0.70
$t_{1/2}^*$, hour	1.78 ± 0.30	2.22 ± 0.59	2.23 ± 0.21	2.50 ± 0.61
CL, liter/hour	46.3 ± 8.3	43.1 ± 6.5	35.3 ± 6.8	36.5 ± 7.5
V_{ss} , liter	88.7 ± 22.9	102.4 ± 20.3	93.6 ± 17.0	99.6 ± 17.8
Avg $C_{ss}^\#$, ng/mL	0.27 ± 0.05	0.27 ± 0.05	0.67 ± 0.10	1.37 ± 0.20

* Presented as harmonic mean and pseudo standard deviation.

Mean C_{ss} = Average steady-state concentration of Dexmedetomidine. The mean C_{ss} was calculated based on post-dose sampling from 2.5 to 9 hours samples for 12 hour infusion and post-dose sampling from 2.5 to 18 hours for 24 hour infusions.

The loading doses for each of the above indicated groups were 0.5, 0.5, 1 and 2.2 mcg/kg, respectively.

Dexmedetomidine pharmacokinetic parameters after Precedex maintenance doses of 0.2 to 1.4 mcg/kg/hr for >24 hours were similar to the PK parameters after Precedex maintenance dosing for < 24 hours in other studies. The values for clearance (CL), volume of distribution (V), and $t_{1/2}$ were 39.4 L/hr, 152 L, and 2.67 hours, respectively.

Distribution

The steady-state volume of distribution (V_{ss}) of dexmedetomidine was approximately 118 liters. Dexmedetomidine protein binding was assessed in the plasma of normal healthy male and female subjects. The average protein binding was 94% and was constant across the different plasma concentrations tested. Protein binding was similar in males and females. The fraction of Precedex that was bound to plasma proteins was significantly decreased in subjects with hepatic impairment compared to healthy subjects.

The potential for protein binding displacement of dexmedetomidine by fentanyl, ketorolac, theophylline, digoxin and lidocaine was explored *in vitro*, and negligible changes in the plasma protein binding of Precedex were observed. The potential for protein binding displacement of phenytoin, warfarin, ibuprofen, propranolol, theophylline and digoxin by Precedex was explored *in vitro* and none of these compounds appeared to be significantly displaced by Precedex.

Metabolism

Dexmedetomidine undergoes almost complete biotransformation with very little unchanged dexmedetomidine excreted in urine and feces. Biotransformation involves both direct glucuronidation as well as cytochrome P450 mediated metabolism. The major metabolic pathways of dexmedetomidine are: direct N-glucuronidation to inactive metabolites; aliphatic hydroxylation (mediated primarily by CYP2A6 with a minor role of CYP1A2, CYP2E1, CYP2D6 and CYP2C19) of dexmedetomidine to generate 3-hydroxy-dexmedetomidine, the glucuronide of 3-hydroxy-dexmedetomidine, and 3-carboxy-dexmedetomidine; and N-methylation of dexmedetomidine to generate 3-hydroxy N-methyl-dexmedetomidine, 3-carboxy N-methyl-dexmedetomidine, and dexmedetomidine-N-methyl O-glucuronide.

Elimination

The terminal elimination half-life ($t_{1/2}$) of dexmedetomidine is approximately 2 hours and clearance is estimated to be approximately 39 L/h. A mass balance study demonstrated that after nine days an average of 95% of the radioactivity, following intravenous administration of radiolabeled dexmedetomidine, was recovered in the urine and 4% in the feces. No unchanged dexmedetomidine was detected in the urine. Approximately 85% of the radioactivity recovered in the urine was excreted within 24 hours after the infusion. Fractionation of the radioactivity excreted in urine demonstrated that products of N-glucuronidation accounted for approximately 34% of the cumulative urinary excretion. In addition, aliphatic hydroxylation of parent drug to form 3-hydroxy-dexmedetomidine, the glucuronide of 3-hydroxy-dexmedetomidine, and 3-carboxylic acid-dexmedetomidine together represented approximately 14% of the dose in urine. N-methylation of dexmedetomidine to form 3-hydroxy N-methyl dexmedetomidine, 3-carboxy N-methyl dexmedetomidine, and N-methyl O-glucuronide dexmedetomidine accounted for approximately 18% of the dose in urine. The N-Methyl metabolite itself was a minor circulating component and was undetected in urine. Approximately 28% of the urinary metabolites have not been identified.

Gender

There was no observed difference in Precedex pharmacokinetics due to gender.

Geriatrics

The pharmacokinetic profile of Precedex was not altered by age. There were no differences in the pharmacokinetics of Precedex in young (18–40 years), middle age (41–65 years), and elderly (>65 years) subjects.

Hepatic Impairment

In subjects with varying degrees of hepatic impairment (Child-Pugh Class A, B, or C), clearance values for Precedex were lower than in healthy subjects. The mean clearance values for patients with mild, moderate, and severe hepatic impairment were 74%, 64% and 53% of those observed in the normal healthy subjects, respectively. Mean clearances for free drug were 59%, 51% and 32% of those observed in the normal healthy subjects, respectively.

Although Precedex is dosed to effect, it may be necessary to consider dose reduction in subjects with hepatic impairment [see *Dosage and Administration (2.2)*, *Warnings and Precautions (5.7)*].

Renal Impairment

Dexmedetomidine pharmacokinetics (C_{max} , T_{max} , AUC, $t_{1/2}$, CL, and V_{ss}) were not significantly different in patients with severe renal impairment (creatinine clearance: <30 mL/min) compared to healthy subjects.

Drug Interactions

In vitro studies: *In vitro* studies in human liver microsomes demonstrated no evidence of cytochrome P450 mediated drug interactions that are likely to be of clinical relevance.

13 NONCLINICAL TOXICOLOGY

13.1 Carcinogenesis, Mutagenesis, Impairment of Fertility

Animal carcinogenicity studies have not been performed with dexmedetomidine.

Dexmedetomidine was not mutagenic *in vitro*, in either the bacterial reverse mutation assay (*E. coli* and *Salmonella typhimurium*) or the mammalian cell forward mutation assay (mouse lymphoma).

Dexmedetomidine was clastogenic in the *in vitro* human lymphocyte chromosome aberration test with, but not without, rat S9 metabolic activation. In contrast, dexmedetomidine was not clastogenic in the *in vitro* human lymphocyte chromosome aberration test with or without human S9 metabolic activation. Although dexmedetomidine was clastogenic in an *in vivo* mouse micronucleus test in NMRI mice, there was no evidence of clastogenicity in CD-1 mice.

Fertility in male or female rats was not affected after daily subcutaneous injections of dexmedetomidine at doses up to 54 mcg/kg (less than the maximum recommended human intravenous dose on a mcg/m² basis) administered from 10 weeks prior to mating in males, and 3 weeks prior to mating and during mating in females.

13.2 Animal Pharmacology and/or Toxicology

There were no differences in the adrenocorticotrophic hormone (ACTH)-stimulated cortisol response in dogs following a single dose of dexmedetomidine compared to saline control. However, after continuous subcutaneous infusions of dexmedetomidine at 3 mcg/kg/hr and 10 mcg/kg/hr for one week in dogs (exposures estimated to be within the clinical range), the ACTH-stimulated cortisol response was diminished by approximately 27% and 40%, respectively, compared to saline-treated control animals indicating a dose-dependent adrenal suppression.

14 CLINICAL STUDIES

The safety and efficacy of Precedex has been evaluated in four randomized, double-blind, placebo-controlled multicenter clinical trials in 1185 adult patients.

14.1 Intensive Care Unit Sedation

Two randomized, double-blind, parallel-group, placebo-controlled multicenter clinical trials included 754 adult patients being treated in a surgical intensive care unit. All patients were initially intubated and received mechanical ventilation. These trials evaluated the sedative properties of Precedex by comparing the amount of rescue medication (midazolam in one trial and propofol in the second) required to achieve a specified level of sedation (using the standardized Ramsay Sedation Scale) between Precedex and placebo from onset of treatment to extubation or to a total treatment duration of 24 hours. The Ramsay Level of Sedation Scale is displayed in Table 9.

Table 9: Ramsay Level of Sedation Scale

Clinical Score	Level of Sedation Achieved
6	Asleep, no response
5	Asleep, sluggish response to light glabellar tap or loud auditory stimulus
4	Asleep, but with brisk response to light glabellar tap or loud auditory stimulus
3	Patient responds to commands
2	Patient cooperative, oriented, and tranquil
1	Patient anxious, agitated, or restless

In the first study, 175 adult patients were randomized to receive placebo and 178 to receive Precedex by intravenous infusion at a dose of 0.4 mcg/kg/hr (with allowed adjustment between 0.2 and 0.7 mcg/kg/hr)

following an initial loading infusion of one mcg/kg intravenous over 10 minutes. The study drug infusion rate was adjusted to maintain a Ramsay sedation score of ≥ 3 . Patients were allowed to receive "rescue" midazolam as needed to augment the study drug infusion. In addition, morphine sulfate was administered for pain as needed. The primary outcome measure for this study was the total amount of rescue medication (midazolam) needed to maintain sedation as specified while intubated. Patients randomized to placebo received significantly more midazolam than patients randomized to Precedex (see Table 10).

A second prospective primary analysis assessed the sedative effects of Precedex by comparing the percentage of patients who achieved a Ramsay sedation score of ≥ 3 during intubation without the use of additional rescue medication. A significantly greater percentage of patients in the Precedex group maintained a Ramsay sedation score of ≥ 3 without receiving any midazolam rescue compared to the placebo group (see Table 10).

Table 10: Midazolam Use as Rescue Medication During Intubation (ITT) Study One

	Placebo (N = 175)	Precedex (N = 178)	p-value
Mean Total Dose (mg) of Midazolam	19 mg	5 mg	0.0011*
Standard deviation	53 mg	19 mg	
Categorized Midazolam Use			
0 mg	43 (25%)	108 (61%)	<0.001**
0–4 mg	34 (19%)	36 (20%)	
>4 mg	98 (56%)	34 (19%)	

ITT (intent-to-treat) population includes all randomized patients.

* ANOVA model with treatment center.

** Chi-square.

A prospective secondary analysis assessed the dose of morphine sulfate administered to patients in the Precedex and placebo groups. On average, Precedex-treated patients received less morphine sulfate for pain than placebo-treated patients (0.47 versus 0.83 mg/h). In addition, 44% (79 of 178 patients) of Precedex patients received no morphine sulfate for pain versus 19% (33 of 175 patients) in the placebo group.

In a second study, 198 adult patients were randomized to receive placebo and 203 to receive Precedex by intravenous infusion at a dose of 0.4 mcg/kg/hr (with allowed adjustment between 0.2 and 0.7 mcg/kg/hr) following an initial loading infusion of one mcg/kg intravenous over 10 minutes. The study drug infusion was adjusted to maintain a Ramsay sedation score of ≥ 3 . Patients were allowed to receive "rescue" propofol as needed to augment the study drug infusion. In addition, morphine sulfate was administered as needed for pain. The primary outcome measure for this study was the total amount of rescue medication (propofol) needed to maintain sedation as specified while intubated.

Patients randomized to placebo received significantly more propofol than patients randomized to Precedex (see Table 11).

A significantly greater percentage of patients in the Precedex group compared to the placebo group maintained a Ramsay sedation score of ≥ 3 without receiving any propofol rescue (see Table 11).

Table 11: Propofol Use as Rescue Medication During Intubation (ITT) Study Two

	Placebo (N = 198)	Precedex (N = 203)	p-value
Mean Total Dose (mg) of Propofol	513 mg	72 mg	<0.0001*
Standard deviation	782 mg	249 mg	

Categorized Propofol Use

0 mg	47 (24%)	122 (60%)	<0.001**
0–50 mg	30 (15%)	43 (21%)	
>50 mg	121 (61%)	38 (19%)	

* ANOVA model with treatment center.

** Chi-square

A prospective secondary analysis assessed the dose of morphine sulfate administered to patients in the Precedex and placebo groups. On average, Precedex-treated patients received less morphine sulfate for pain than placebo-treated patients (0.43 versus 0.89 mg/h). In addition, 41% (83 of 203 patients) of Precedex patients received no morphine sulfate for pain versus 15% (30 of 198 patients) in the placebo group.

In a controlled clinical trial, Precedex was compared to midazolam for ICU sedation exceeding 24 hours duration. Precedex was not shown to be superior to midazolam for the primary efficacy endpoint, the percent of time patients were adequately sedated (81% versus 81%). In addition, administration of Precedex for longer than 24 hours was associated with tolerance, tachyphylaxis, and a dose-related increase in adverse events [see *Adverse Reactions (6.1)*].

14.2 Procedural Sedation

The safety and efficacy of Precedex for sedation of non-intubated patients prior to and/or during surgical and other procedures was evaluated in two randomized, double-blind, placebo-controlled multicenter clinical trials. Study 1 evaluated the sedative properties of Precedex in patients having a variety of elective surgeries/procedures performed under monitored anesthesia care. Study 2 evaluated Precedex in patients undergoing awake fiberoptic intubation prior to a surgical or diagnostic procedure.

In Study 1, the sedative properties of Precedex were evaluated by comparing the percent of patients not requiring rescue midazolam to achieve a specified level of sedation using the standardized Observer's Assessment of Alertness/Sedation Scale (see Table 12).

Table 12: Observer's Assessment of Alertness/Sedation

Assessment Categories				
Responsiveness	Speech	Facial Expression	Eyes	Composite Score
Responds readily to name spoken in normal tone	Normal	Normal	Clear, no ptosis	5 (alert)
Lethargic response to name spoken in normal tone	Mild slowing or thickening	Mild relaxation	Glazed or mild ptosis (less than half the eye)	4
Responds only after name is called loudly and/or repeatedly	Slurring or prominent slowing	Marked relaxation (slack jaw)	Glazed and marked ptosis (half the eye or more)	3
Responds only after mild prodding or shaking	Few recognizable words	–	–	2
Does not respond to mild prodding or shaking	–	–	–	1 (deep sleep)

Patients were randomized to receive a loading infusion of either Precedex 1 mcg/kg, Precedex 0.5 mcg/kg, or placebo (normal saline) given over 10 minutes and followed by a maintenance infusion started at 0.6 mcg/kg/hr. The maintenance infusion of study drug could be titrated from 0.2 mcg/kg/hr to

1 mcg/kg/hr to achieve the targeted sedation score (Observer's Assessment of Alertness/Sedation Scale ≤ 4). Patients were allowed to receive rescue midazolam as needed to achieve and/or maintain an Observer's Assessment of Alertness/Sedation Scale ≤ 4 . After achieving the desired level of sedation, a local or regional anesthetic block was performed. Demographic characteristics were similar between the Precedex and comparator groups. Efficacy results showed that Precedex was more effective than the comparator group when used to sedate non-intubated patients requiring monitored anesthesia care during surgical and other procedures (see Table 13).

In Study 2, the sedative properties of Precedex were evaluated by comparing the percent of patients requiring rescue midazolam to achieve or maintain a specified level of sedation using the Ramsay Sedation Scale score ≥ 2 (see Table 9). Patients were randomized to receive a loading infusion of Precedex 1 mcg/kg or placebo (normal saline) given over 10 minutes and followed by a fixed maintenance infusion of 0.7 mcg/kg/hr. After achieving the desired level of sedation, topicalization of the airway occurred. Patients were allowed to receive rescue midazolam as needed to achieve and/or maintain a Ramsay Sedation Scale ≥ 2 . Demographic characteristics were similar between the Precedex and comparator groups. For efficacy results see Table 13.

Table 13: Key Efficacy Results of Procedural Sedation Studies

Study	Loading Infusion Treatment Arm	Number of Patients Enrolled ^a	% Not Requiring Midazolam Rescue	Confidence ^b Interval on the Difference vs. Placebo	Mean (SD) Total Dose (mg) of Rescue Midazolam Required	Confidence ^b Intervals of the Mean Rescue Dose
Study 1	Dexmedetomidine 0.5 mcg/kg	134	40	37 (27, 48)	1.4 (1.7)	-2.7 (-3.4, -2.0)
	Dexmedetomidine 1 mcg/kg	129	54	51 (40, 62)	0.9 (1.5)	-3.1 (-3.8, -2.5)
	placebo	63	3	–	4.1 (3.0)	–
Study 2	Dexmedetomidine 1 mcg/kg	55	53	39 (20, 57)	1.1 (1.5)	-1.8 (-2.7, -0.9)
	placebo	50	14	–	2.9 (3.0)	–

^a Based on ITT population defined as all randomized and treated patients.

^b Normal approximation to the binomial with continuity correction.

16 HOW SUPPLIED/STORAGE AND HANDLING

Precedex Injection

Precedex (dexmedetomidine hydrochloride) injection 200 mcg/2 mL (100 mcg/mL) is available in 2 mL clear glass vials. The strength is based on the dexmedetomidine base. Vials are intended for single use only.

NDC No.	Container	Size
0409-1638-02	Vial	2 mL

Precedex in 0.9% Sodium Chloride Injection

Precedex (dexmedetomidine hydrochloride in 0.9% Sodium Chloride) injection is available as 80 mcg/20 mL (4 mcg/mL), 200 mcg/50 mL (4 mcg/mL) and 400 mcg/100 mL (4 mcg/mL) in 20 mL clear glass vials, 50 mL and 100 mL clear glass bottles, respectively. Containers are intended for single use only.

NDC No.	Container	Size
0409-1660-20	Vial	20 mL
0409-1660-50	Bottle	50 mL
0409-1660-10	Bottle	100 mL

Store at controlled room temperature, 25°C (77°F) with excursions allowed from 15 to 30°C (59 to 86°F). [See USP.]

17 PATIENT COUNSELING INFORMATION

Precedex is indicated for short-term intravenous sedation. Dosage must be individualized and titrated to the desired clinical effect. Blood pressure, heart rate and oxygen levels will be monitored both continuously during the infusion of Precedex and as clinically appropriate after discontinuation.

- When Precedex is infused for more than 6 hours, patients should be informed to report nervousness, agitation, and headaches that may occur for up to 48 hours.
- Additionally, patients should be informed to report symptoms that may occur within 48 hours after the administration of Precedex such as: weakness, confusion, excessive sweating, weight loss, abdominal pain, salt cravings, diarrhea, constipation, dizziness or light-headedness.

Manufactured and Distributed by:
Hospira, Inc.
Lake Forest, IL 60045 USA

Licensed from:
Orion Corporation
Espoo, Finland

EN-4272

Hospira, Inc., Lake Forest, IL 60045

USA



PRINCIPAL DISPLAY PANEL - 50 mL Bottle Label

50 mL

Rx only

NDC 0409-1660-50

Single-dose bottle. Discard unused portion.

Precedex™

**Dexmedetomidine HCl
in 0.9% Sodium Chloride
Injection**

**200 mcg/50 mL
(4 mcg/mL)**

For Intravenous Infusion

LIFT
HERE

Each mL contains 4 mcg
dexmedetomidine provided as
4.72 mcg dexmedetomidine HCl and
9 mg of sodium chloride in water for
injection. pH is 4.5 to 8.0.

This product is not made with
natural rubber latex.

Usual dosage: See insert. Store at
20 to 25°C (68 to 77°F). [See USP
Controlled Room Temperature.]

Do not freeze.

Preservative-Free.

Hospira, Inc.
Lake Forest, IL 60045 USA



50 mL Rx only NDC 0409-1660-50

Single-dose bottle. Discard unused portion.

Precedex™ Dexmedetomidine HCl
in 0.9% Sodium Chloride
Injection

200 mcg/50 mL
(4 mcg/mL)

For Intravenous Infusion

Precedex™ Dexmedetomidine HCl in 0.9% Sodium Chloride Injection
200 mcg/50 mL (4 mcg/mL)

EXP
LOT

RL-5053



PRINCIPAL DISPLAY PANEL - 50 mL Bottle Tray

20 Units X 50 mL

Rx only

NDC 0409-1660-50

Single-dose bottle. Discard unused portion.

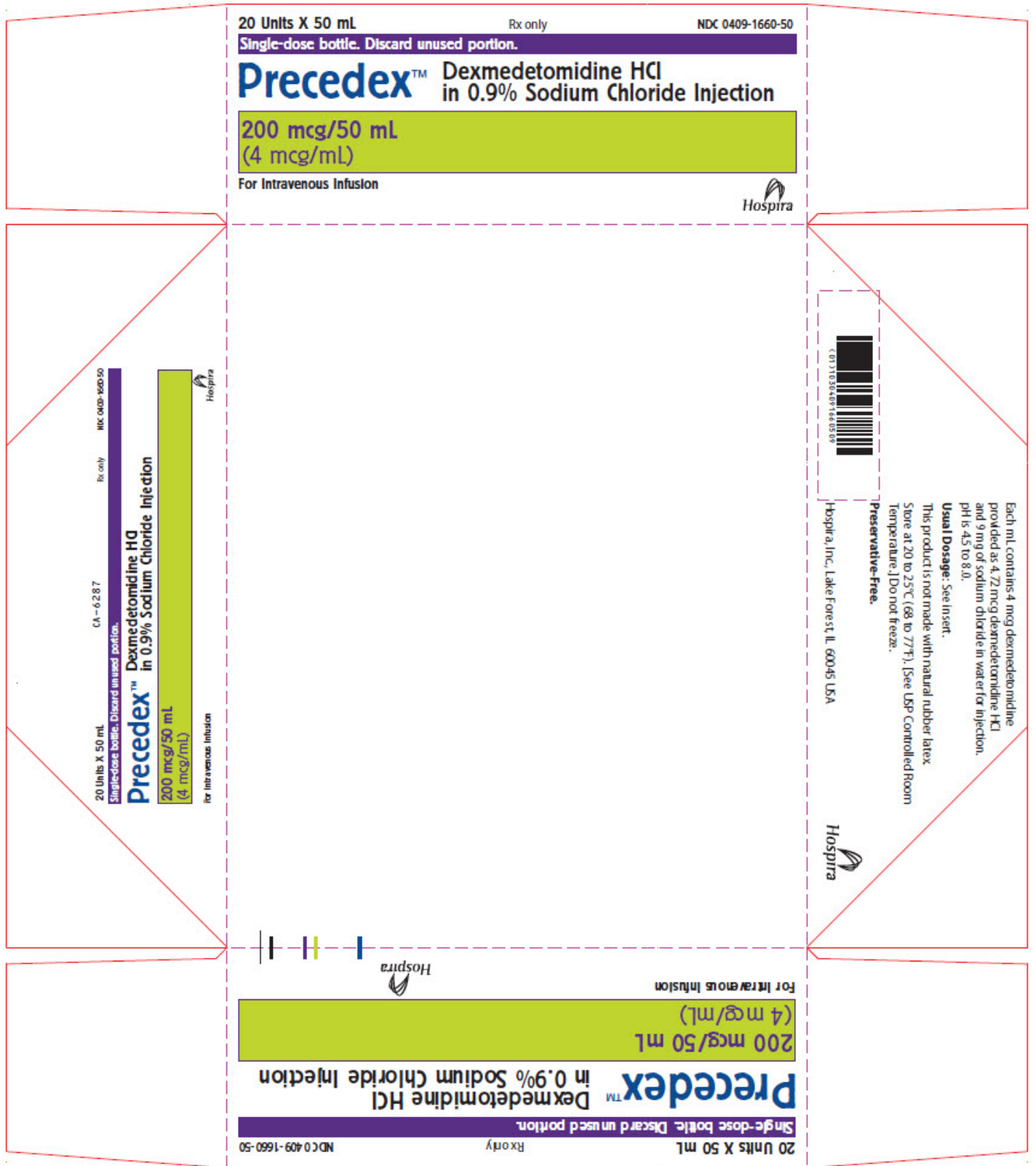
Precedex™

Dexmedetomidine HCl
in 0.9% Sodium Chloride Injection

200 mcg/50 mL
(4 mcg/mL)

For Intravenous Infusion

Hospira



PRINCIPAL DISPLAY PANEL - 100 mL Bottle Label

100 mL

Rx only

NDC 0409-1660-10

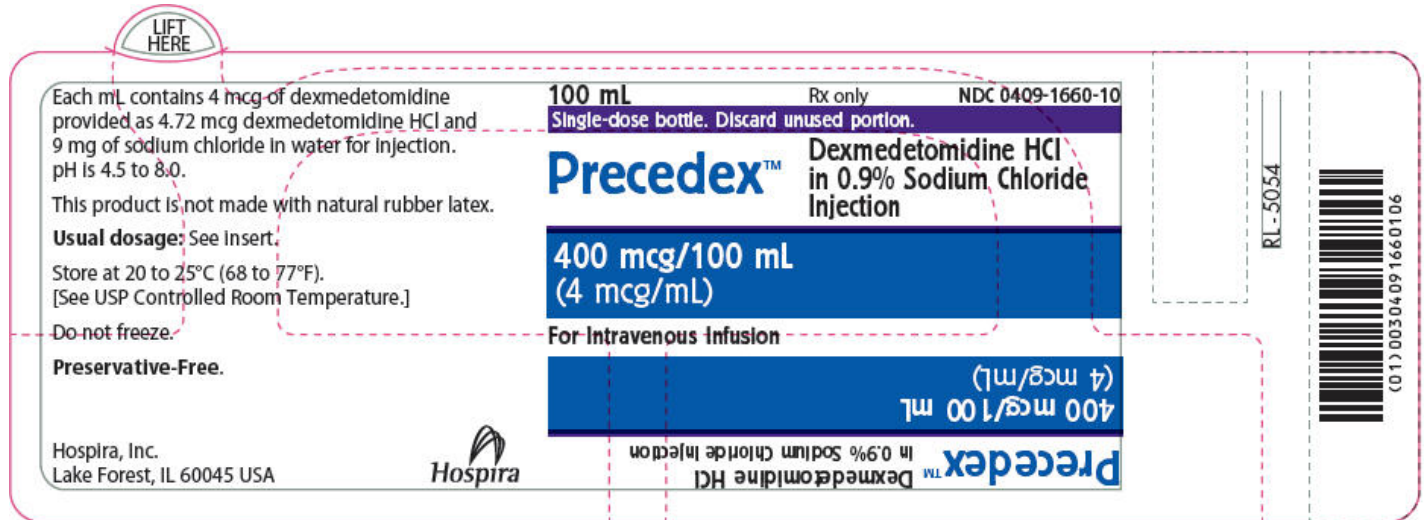
Single-dose bottle. Discard unused portion.

Precedex™

**Dexmedetomidine HCl
in 0.9% Sodium Chloride
Injection**

400 mcg/100 mL
(4 mcg/mL)

For Intravenous Infusion



PRINCIPAL DISPLAY PANEL - 100 mL Bottle Tray

10 Units X 100 mL

Rx only

NDC 0409-1660-10

Single-dose bottle. Discard unused portion.

Precedex™

Dexmedetomidine HCl
in 0.9% Sodium Chloride
Injection

400 mcg/100 mL
(4 mcg/mL)

For Intravenous Infusion

Hospira

10 Units X 100 mL Rx only NDC 0409-1660-10

Single-dose bottle. Discard unused portion.

Precedex™ Dexmedetomidine HCl
In 0.9% Sodium Chloride
Injection

400 mcg/100 mL
(4 mcg/mL)

For Intravenous Infusion



Store at 20 to 25°C (68 to 77°F). [See USP
Controlled Room Temperature.] Do not freeze.
Preservative-Free.



Hospira

Hospira, Inc., Lake Forest, IL 60045 USA

Each mL contains 4 mcg dexmedetomidine provided as
4.72 mcg dexmedetomidine HCl and 9 mg of sodium
chloride in water for injection, pH is 4.5 to 8.0.

Usual Dosage: See insert.

This product is not made with natural rubber latex.

C-A-6288



10 131030407 5640 100

For Intravenous Infusion

400 mcg/100 mL
(4 mcg/mL)

Precedex™ Dexmedetomidine HCl
in 0.9% Sodium Chloride Injection

Single-dose bottle. Discard unused portion.

10 Units X 100 mL Rx only

NDC 0409-1660-10



For Intravenous Infusion

400 mcg/100 mL
(4 mcg/mL)

Precedex™ Dexmedetomidine HCl
in 0.9% Sodium Chloride
Injection

Single-dose bottle. Discard unused portion.

10 Units X 100 mL Rx only NDC 0409-1660-10

PRINCIPAL DISPLAY PANEL - 20 mL Vial Label

20 mL

NDC 0409-1660-20

Single-dose vial. Discard unused portion.

Precedex™

Dexmedetomidine HCl

in 0.9% Sodium Chloride Injection

80 mcg/20 mL

(4 mcg/mL)

20 mL

NDC 0409-1660-20

Rx only

Single-dose vial. Discard unused portion.

Precedex™

Dexmedetomidine HCl

in 0.9% Sodium Chloride Injection

80 mcg/20 mL

(4 mcg/mL)

For Intravenous Infusion.

Each mL contains 4 mcg of dexmedetomidine provided as 4.72 mcg dexmedetomidine HCl and 9 mg of sodium chloride in water for injection. pH is 4.5 to 8.0.

Usual dosage: See Insert. Store at 20 to 25°C (68 to 77°F). [See USP Controlled Room Temperature.] Do not freeze. This product is not made with natural rubber latex.

Preservative-Free.



RL-4425

Hospira, Inc., Lake Forest, IL 60045 USA  **Hospira**

PRINCIPAL DISPLAY PANEL - 20 mL Vial Carton

10 units x 20 mL

Rx only

NDC 0409-1660-20

Single-dose vial. Discard unused portion.

Precedex™

Dexmedetomidine HCl In 0.9% Sodium Chloride Injection

80 mcg/20 mL

(4 mcg/mL)

Hospira

For Intravenous Infusion



CA4643

10 units x 20 mL Rx only NDC 0409-1660-20

Single-dose vial. Discard unused portion.

Precedex™

Dexmedetomidine HCl in 0.9% Sodium Chloride Injection

80 mcg/20 mL
(4 mcg/mL)



For Intravenous Infusion

10 units x 20 mL Rx only NDC 0409-1660-20

Single-dose vial. Discard unused portion.

Precedex™

Dexmedetomidine HCl in
0.9% Sodium Chloride Injection

80 mcg/20 mL
(4 mcg/mL)



For Intravenous Infusion



(4 mcg/mL)

80 mcg/20 mL

Dexmedetomidine HCl in
0.9% Sodium Chloride Injection

Single-dose vial. Discard unused portion.

10 units x 20 mL Rx only NDC 0409-1660-20

Each mL contains 4 mcg dexmedetomidine provided as 4.72 mcg dexmedetomidine HCl and 9 mg of sodium chloride in water for injection. pH is 4.5 to 8.0.

Usual Dosage: See insert.

This product is not made with natural rubber latex.

Store at 20 to 25°C (68 to 77°F). [See USP Controlled Room Temperature.]

Do not freeze.

Preservative-Free.

CA-4643



(01)10304091660202

Hospira, Inc., Lake Forest, IL 60045 USA



10 units x 20 mL Rx only NDC 0409-1660-20

Single-dose vial. Discard unused portion.

Precedex™

Dexmedetomidine HCl in
0.9% Sodium Chloride Injection

80 mcg/20 mL
(4 mcg/mL)



For Intravenous Infusion



PRINCIPAL DISPLAY PANEL - 2 mL Vial Label

2 mL NDC 0409-1638-02

Precedex™
DEXMEDETOMIDINE
HCl INJECTION

200 mcg/2 mL
(100 mcg/mL)

Rx only

For Intravenous use.
MUST BE DILUTED

Hospira, Inc., Lake Forest,
IL 60045 USA
RL-4409

Hospira

2 mL NDC 0409-1638-02
Precedex™
DEXMEDETOMIDINE
HCl INJECTION
200 mcg/2 mL
(100 mcg/mL)

Rx only

For Intravenous use.
MUST BE DILUTED

Hospira, Inc., Lake Forest,
IL 60045 USA
RL-4409



PRINCIPAL DISPLAY PANEL - 2 mL Vial Tray

2 mL Single-dose
25 Fliptop Vials

Preservative-Free


Rx only

NDC 0409-1638-02

Precedex™
DEXMEDETOMIDINE HCl INJECTION
For Intravenous use.
MUST BE DILUTED

200 mcg/2 mL
(100 mcg/mL)

Hospira, Inc., Lake Forest, IL 60045 USA
Hospira

2 mL Single-dose 25 Flip-top Vials *Preservative-Free* NDC 0409-1638-02
Precedex™ Rx only
DEXMEDETOMIDINE HCl INJECTION
For Intravenous use. **MUST BE DILUTED** **200 mcg/2 mL**
(100 mcg/mL)
Hospira, Inc., Lake Forest, IL 60045 USA 

(01) 10304091638027

IM-3917

Each mL contains 18 mcg of dexmedetomidine hydrochloride equivalent to 100 mcg of dexmedetomidine and 9 mg of sodium chloride in water for injection. The solution is preservative-free and contains no additives or chemical stabilizers. pH is 4.5 to 7.0. Usual dosage: See insert.
Store at controlled room temperature, 25°C (77°F) with excursions allowed from 15 to 30°C (59 to 86°F). See USP.

dexmedetomidine hydrochloride injection, solution

Product Information

Product Type	HUMAN PRESCRIPTION DRUG	Item Code (Source)	NDC:0409-1660
Route of Administration	INTRAVENOUS		

Active Ingredient/Active Moiety

Ingredient Name	Basis of Strength	Strength
DEXMEDETOMIDINE HYDROCHLORIDE (UNII: 1018WH7F9I) (DEXMEDETOMIDINE - UNII:67VB76HONO)	DEXMEDETOMIDINE	4 ug in 1 mL

Inactive Ingredients

Ingredient Name	Strength
SODIUM CHLORIDE (UNII: 451W47IQ8X)	9 mg in 1 mL
WATER (UNII: 059QF0K00R)	

Packaging

#	Item Code	Package Description	Marketing Start Date	Marketing End Date
1	NDC:0409-1660-50	20 in 1 TRAY	04/08/2013	
1		50 mL in 1 BOTTLE; Type 0: Not a Combination Product		
2	NDC:0409-1660-10	10 in 1 TRAY	04/08/2013	
2		100 mL in 1 BOTTLE; Type 0: Not a Combination Product		
3	NDC:0409-1660-20	10 in 1 CARTON	01/05/2015	
3		20 mL in 1 VIAL; Type 0: Not a Combination Product		

Marketing Information

Marketing Category	Application Number or Monograph Citation	Marketing Start Date	Marketing End Date
NDA	NDA021038	04/08/2013	

PRECEDEX

dexmedetomidine hydrochloride injection, solution, concentrate

Product Information

Product Type	HUMAN PRESCRIPTION DRUG	Item Code (Source)	NDC:0409-1638
Route of Administration	INTRAVENOUS		

Active Ingredient/Active Moiety

Ingredient Name	Basis of Strength	Strength
DEXMEDETOMIDINE HYDROCHLORIDE (UNII: 1018WH7F9I) (DEXMEDETOMIDINE - UNII:67VB76HONO)	DEXMEDETOMIDINE	100 ug in 1 mL

Inactive Ingredients

Ingredient Name	Strength
SODIUM CHLORIDE (UNII: 451W47IQ8X)	9 mg in 1 mL
WATER (UNII: 059QF0KO0R)	

Packaging

#	Item Code	Package Description	Marketing Start Date	Marketing End Date
1	NDC:0409-1638-02	25 in 1 TRAY	11/30/2004	
1		2 mL in 1 VIAL; Type 0: Not a Combination Product		

Marketing Information

Marketing Category	Application Number or Monograph Citation	Marketing Start Date	Marketing End Date
NDA	NDA021038	11/30/2004	

Labeler - Hospira, Inc. (141588017)

Establishment

Name	Address	ID/FEI	Business Operations
Hospira, Inc.		030606222	ANALYSIS(0409-1638, 0409-1660) , LABEL(0409-1638, 0409-1660) , MANUFACTURE(0409-1638, 0409-1660) , PACK(0409-1638, 0409-1660)

Establishment

Name	Address	ID/FEI	Business Operations
Hospira, Inc.		093132819	ANALYSIS(0409-1638, 0409-1660) , LABEL(0409-1638, 0409-1660) , MANUFACTURE(0409-1638, 0409-1660) , PACK(0409-1638, 0409-1660)

Revised: 12/2018

Hospira, Inc.